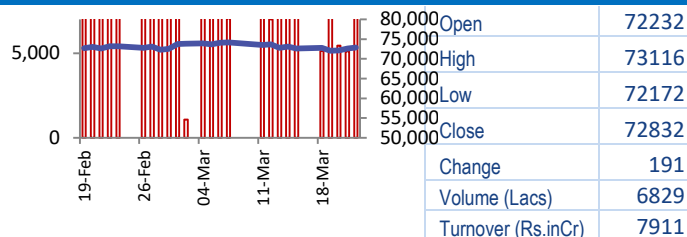
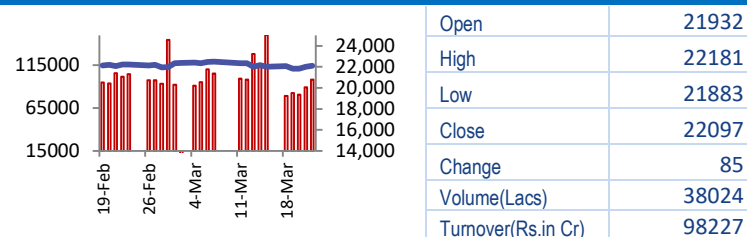


BSE



NSE



World Markets	Current	Previous	Pt. Chg	Var(%)
Dow	39314	39476	(162)	-0.4%
Dow Futures	39731	39699	32	0.1%
Nasdaq	16384	16429	(45)	-0.3%
FTSE	7918	7931	(13)	-0.2%
Nikkei	40364	40414	(50)	-0.1%
Hang Seng	16553	16474	79	0.5%
Gift Nifty	22109	22093	16	0.1%
Straits Singapore	3220	3198	22	0.7%
South Korea	2770	2738	32	1.2%
Taiwan	20253	20192	61	0.3%
Shanghai	3028	3026	2	0.1%

Commodity Prices	Current	Previous	Pt. Chg	Var(%)
Copper (\$/MT)	8849	8873	(24.0)	-0.3%
Alumin (\$/MT)	2321	2326	(5.0)	-0.2%
Zinc (\$/MT)	2490	2496	(6.0)	-0.2%
Brent Crude (\$/bbl)	87.0	87.0	0.0	0.0%
Gold (\$/Ounce)	2171	2172	(1.0)	0.0%
Silver (\$/Ounce)	25.0	25.0	0.0	0.0%
Light Crude (\$/bbl)	82.0	82.0	0.0	0.0%
N G (\$/mmbtu)	2.0	2.0	0.0	0.0%
Sugar (\$/MT)	641.0	639.0	2.0	0.3%
Rubber (Rs./kg)	183.0	184.0	(1.0)	-0.5%
Baltic Dry Index	2123	2196	(73.0)	-3.3%

Currency Exchange Rate	Current	Previous	Var(%)
Rs./\$ rate	83.43	83.15	0.34%
Rs./ Euro	90.24	90.76	-0.57%
Rs./Chinese Yuan	11.56	11.56	0.00%
Yen /\$ rate	151.34	151.42	-0.05%
\$ US/Euro	1.08	1.08	0.00%

Dollar Index	Current	Previous	Var(%)
Dollar Index	104.17	104.22	-0.05%

Support/ Resistance Levels for Today		
	Nifty	Bank Nifty Fut
Support 1	22000	46670
Support 2	21870	46400
Resistance	22200	47140

Securities in Ban For Trade	
BIOCON	SAIL
TATACHEM	ZEEL

Market Review

US: US stocks lost ground at the start of a holiday-shortened week on Monday as investors positioned themselves ahead of inflation data. All three major US stock indexes ended the session in the red, with the blue-chip Dow suffering the largest percentage loss.

Asia: Asia-Pacific markets were mixed Tuesday as the US market took a breather overnight on Monday. South Korea's Kospi climbed over 1 per cent this morning, hitting an over two-year high intraday. This was followed by gains in Hang Seng (0.85%), and Shanghai Composite (0.27%). Nikkei was up barely 0.03%, while ASX 200 was down 0.04%.

India: The Indian stock market was closed on Monday on account of the Holi festival. On Friday, the domestic equity benchmark indices ended with modest gains, extending the positive momentum for the third consecutive session. The Sensex gained 190.75 points, or 0.26%, to close at 72,831.94, while the Nifty 50 settled 84.80 points, or 0.39%, higher at 22,096.75. **The market is expected to open on flattish note and likely to witness sideways move during the day.**

Global Economy: Singapore's February core inflation accelerated to its fastest pace in seven months, as seasonal effects from the Lunar New Year drove services and food prices higher. The core inflation rate, which excludes private road transport and accommodation costs, came in 3.6% in February from a year earlier, faster than the 3.4% forecast by a Reuters poll of economists and the 3.1% seen in January.

Malaysia's consumer price index (CPI) in February rose 1.8% from a year earlier. The rise was more than the 1.4% growth forecast by 13 economists in a Reuters poll. The index had risen 1.5% in January.

Commodities: Gold prices inched higher on Tuesday, buoyed by a weaker dollar as investor focus turns to U.S. inflation data due later this week, which could shed more light on the timing of the Federal Reserve's first interest rate cut this year.

Oil prices were on track to gain for a second straight day on Tuesday after settling up more than a dollar on expectations of tighter supply driven by Russian production cuts and attacks on Russian refineries.

Currency: The dollar was on the back foot on Tuesday, owing to profit taking and pressured in part by a slightly stronger yen as Japanese government officials continued with their jawboning to defend the currency.

FII Derivative Transactions (Rs. Cr)

Contracts	Purchase		Sell		Net Value	Open Interest (OI)		OI (Previous day)		Change	
	Contract	Value	Contract	Value		Contract	Value	Contract	Value	Contract	Value
Index Future	83086	7612	66188	6179	1433	234911	21155	263261	23597	(28350)	(2442)
Index Option	17034880	1472768	17272896	1492622	(19854)	3663655	335283	3123561	269940	540094	65343
Stock Future	1029048	82846	955674	76927	5919	3110201	249806	3168397	252625	(58196)	(2819)
Stock Option	822978	70715	819802	70377	338	357199	30556	376031	31962	(18832)	(1406)
Total	18969992	1633941	19114560	1646105	(12164)	7365966	636800	6931250	578124	434716	58676

FII All Activity-BBG (Rs Cr)	Buy	Sell	Net
15-Mar-24	50330	49557	773
18-Mar-24	11282	12448	(1167)
19-Mar-24	17224	15873	1351
20-Mar-24	11258	13500	(2243)
21-Mar-24	14476	15803	(1327)
Month to date-Mar	291756	257859	33897
FII (Prov.) (Rs. Cr)	Buy	Sell	Net
18-Mar-24	10144	12195	(2051)
19-Mar-24	16839	15418	1421
20-Mar-24	10600	13200	(2599)
21-Mar-24	14246	16073	(1827)
22-Mar-24	17460	20770	(3310)
Month to date- Mar	298312	297366	946
DII (Prov.) (Rs. Cr)	Buy	Sell	Net
18-Mar-24	10135	7874	2261
19-Mar-24	16887	9437	7449
20-Mar-24	11532	8865	2668
21-Mar-24	12950	9742	3209
22-Mar-24	12729	8964	3765
Month to date-Mar	193306	145908	47398
FII Debt - BBG (Rs. Cr)	Buy	Sell	Net
15-Mar-24	3101	2145	956
18-Mar-24	1463	2244	(781)
19-Mar-24	1232	1667	(435)
20-Mar-24	4386	2227	2159
21-Mar-24	1920	978	941
Month to date-Mar	33742	20385	13357

Market Breadth	BSE		NSE	
	No.	%	No.	%
Advance	2419	62%	1667	63%
Decline	1399	36%	885	34%
Unchanged	88	2%	81	3%

Market Turnover	22-Mar	21-Mar	Var (%)
BSE Cash	7911	5106	55%
NSE Cash	98227	89313	10%
NSE Futures	256893	172579	49%
NSE Options	17982819	46939196	-62%
Total (Rs.Cr)	18345850	47206195	-61%

Volatility Index	22-Mar	21-Mar
Volatility Index	12.22	12.51

Index PE - TTM	22-Mar	Yr. High	Yr. Low
Sensex	24.8	26.0	21.9
Nifty	22.8	28.8	20.0

Corporate News

M&M, Adani Total Energies join hands to set up EV charging infrastructure

M&M has joined hands with Adani Group's Adani Total Energies E-Mobility Limited (ATEL), to set up electric vehicle charging infrastructure across the country. The partnership will also entail rolling out e-mobility solutions to provide seamless access to the charging network for the customers covering discovery, availability, navigation, and transactions.

TCS signs 7-year deal with Denmark-based IT firm Ramboll

TCS said that it has signed a multimillion-dollar strategic partnership to carry out the end-to-end IT transformation of Ramboll, a global architecture, engineering, and consultancy company headquartered in Denmark. Over the next seven years, TCS will help and streamline Ramboll's IT operating model to drive business growth and optimise the IT cost base.

Naveen Jindal takes charge as president of the Indian Steel Association

Naveen Jindal has been unanimously elected as the president of ISA by the apex committee. Jindal said that for India to realise its development goals, steel along with its upstream and downstream manufacturing value chains have to grow in tandem. He also said that decarbonisation was a huge challenge which is a key initiative for saving the planet.

Income Tax dept imposes Rs 103.63 cr fine on Tata Chemicals

IT Department has imposed a penalty of Rs 103.63 crore on Tata Chemicals for violation related to disallowance of interest. (ET)

Economy

India's Russian oil imports edged up in February from January

Last month, Indian refiners imported 1.51 million barrels per day (bpd) of Russian oil, a rise of about 2.8% from January, the data showed. That was about 12.2% lower than the corresponding month a year ago. Russian oil made up about 32% of India's overall oil imports in February, compared with 28% the previous month, the data showed. (ET)

International

Apple shares down after US DOJ sues the company on iPhone monopoly claims

Apple stock closed 4% lower Thursday after it was confirmed the Department of Justice has officially sued in an antitrust case for monopolization of smartphone markets. (Investing.com)

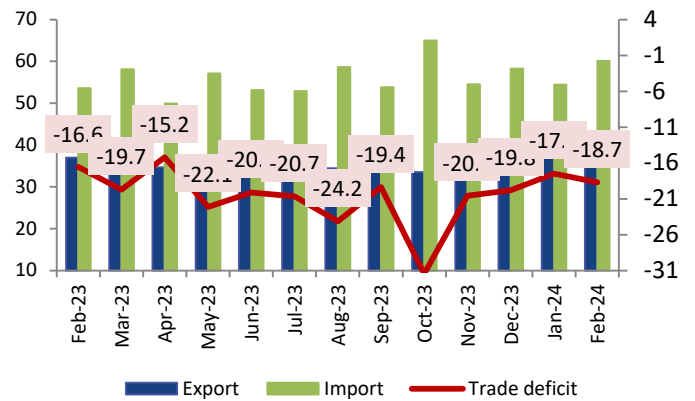
Top 5 Nifty Gainers	22-Mar	21-Mar	Var(%)
HEROMOTOCO	4684	4520	3.6%
MARUTI	12338	11908	3.6%
UPL	470	456	3.2%
APOLLOHOSP	6376	6183	3.1%
SUNPHARMA	1609	1565	2.8%
Top 5 Nifty Losers	22-Mar	21-Mar	Var(%)
LTIM	5005	5160	-3.0%
INFY	1509	1555	-2.9%
WIPRO	487	500	-2.7%
HCLTECH	1558	1596	-2.4%
TECHM	1263	1283	-1.6%

BSE Index Watch	Last	1 day	1 wk	1 mth	1 yr
SENSEX	72832	0.3%	0.3%	-0.4%	26.6%
MIDCAP	38801	0.4%	1.4%	-2.8%	64.2%
SMLCAP	42771	1.1%	1.8%	-7.1%	59.8%
AUTO	48250	1.5%	4.2%	1.7%	72.9%
BANKEX	53106	0.3%	0.5%	-0.2%	18.8%
Capital Goods	58726	1.2%	3.4%	3.5%	73.1%
FMCG	19293	0.9%	-0.5%	-1.6%	19.1%
Health Care	34489	1.2%	1.7%	-3.5%	60.0%
IT	35825	-2.0%	-5.5%	-7.3%	28.9%
METAL	27839	0.7%	4.9%	1.6%	48.9%
Oil & Gas	27165	0.2%	1.0%	-4.2%	56.0%
Power	6536	0.4%	2.6%	-1.2%	78.3%
Realty	6906	1.8%	5.3%	-4.8%	126.7%

NSE USD Futures	22-Mar	21-Mar	Var (%)
March Expiry (Rs./\$)	83.35	83.13	0.3%
April Expiry (Rs./\$)	83.67	83.13	0.7%
Total Turnover (Rs. Crore)	99346	43293	129%

Sectors	TTM PE
Auto	31.55
Auto Ancillary	44.04
Banking	15.75
Engineering	38.73
Cement	80.64
Diamonds & Jewellery	41.05
Housing Finance	19.76
Infrastructure & Const	32.6
Metals-Aluminium	41.77
Metal - Steel	16.56
Oil Expl.	17.42
Pharma	12.43
Power – Gen. Supp.	46.22
Information Tech.	20.15
Sugar	13.97
Telecom Serv. Prov.	82.12
Tyres	25.84

Export, Import, Trade Deficit (Source: BGG)



10 year G-Sec Yield	Current	Previous	Change
US	4.23%	4.25%	(2) bps
Japan	0.74%	0.73%	1 bps
India	7.09%	7.05%	4 bps
UK	3.99%	3.93%	6 bps
Libor 3 Mths	5.57%	5.58%	(1) bps

Indian Eco Data	Current	Previous	Var(%)
Forex Reserve (US\$ in bn)	525	528	-0.7%
Inflation - WPI	0.20%	0.27%	(7) bps
Inflation - CPI	5.09%	5.10%	(1) bps

India GDP	Q3FY24	Q2FY24	Var(%)
Growth	8.36%	7.60%	76 bps

Monetary Policy	Current	Previous	Change
Repo Rate	6.50%	6.50%	0 bps
Reverse Repo Rate	3.35%	3.35%	0 bps
CRR	4.50%	4.50%	0 bps
O/S Banking System Liquidity (Rs bn)	-1687	-1173	(514.1)

IIP Growth %	Jan-24	Jan-23	Apr-Feb
IIP	3.8	5.8	6.0
Mining	5.9	9.0	8.5
Manufacturing	3.2	4.5	5.7
Electricity	5.6	12.7	7.0

Bulk Deal As On 22/03/24

BSE					
Security Code	Security Name	Client Name	Deal	Quantity	Price
543319	AAPLUSTRAD	DEV ANIL LALCHETA	S	48000	10.08
543319	AAPLUSTRAD	MAHENDRA GIRDHARILAL WADHWANI	B	200000	10.06
543319	AAPLUSTRAD	NEETABEN ANILKUMAR LALCHETA	S	112000	10.08
543319	AAPLUSTRAD	NIKHIL RAJESH SINGH	S	128000	10.08
543319	AAPLUSTRAD	NIKHIL RAJESH SINGH	B	128000	10.08
543319	AAPLUSTRAD	SHAH DIPAK KANAYALAL	B	104000	9.41
513119	ABCGAS	GOPALKUMAR BHIKHALAL BALDHA	B	39100	56.21
511359	ADMANUM	SATYA PRAKASH MITTAL	S	40000	54
511359	ADMANUM	SATYA PRAKASH MITTAL HUF	B	40000	54
543497	BCCL	INDIACREDIT RISK MANAGEMENT LLP	S	160000	51.34
543497	BCCL	NNM SECURITIES PVT LTD	B	160000	51.34
543497	BCCL	SKY WANDERERS LLP	S	120000	51.42
540710	CAPACITE	PARAGON PARTNERS GROWTH FUND	S	750000	275
540710	CAPACITE	SUBIR MALHOTRA	S	1825000	275
540710	CAPACITE	SUBIR MALHOTRA	S	700000	275.07
540710	CAPACITE	VALIANT MAURITIUS PARTNERS LIMITED	B	1003561	274.92
540710	CAPACITE	VALIANT MAURITIUS PARTNERS OFFSHORE LIMITED	B	2765547	274.92
543594	DPL	SUMANTEKRIWAL	S	114000	11.04
543594	DPL	SUMANTEKRIWAL	B	21000	10.67
531911	GALAGEX	JAYESHBHAI KISHORBHAI KALAVADIA	S	14230	43.19
543520	GLHRL	TOUCHLINE SECURITIES PRIVATE LIMITED	S	95000	40
513309	GOLKONDA	DEEPAK JAIN	B	40000	15.3
513309	GOLKONDA	DEEPAK MAHAVEERCHAND JAIN (HUF)	S	30000	15.38
539222	GROWINGTON	PROGNOSIS SECURITIES PVT. LTD.	S	900000	6.32
539222	GROWINGTON	SANJAY KARANRAJ SAKARIA	B	878825	6.32
524614	INDXTRA	KALPANABEN CHAMPAKLAL SHAH	S	545226	9.97
524614	INDXTRA	MANHAR KESHAVLAL SHAH	B	325001	10.2
524614	INDXTRA	MITA HARDIK THAKKAR	S	300000	9.55
524614	INDXTRA	MULTIPLIER SHARE & STOCK ADVISORS PRIVATE LIMITED	B	750000	9.55
524614	INDXTRA	RDS CORPORATE SERVICES PRIVATE LIMITED	S	368956	9.55
524614	INDXTRA	ROMIT CHAMPAKLAL SHAH	S	1505000	10.2
524614	INDXTRA	RONIT CHAMPAKLAL SHAH	S	1703560	10.15
524614	INDXTRA	SUMIT SINGHANIA	B	1002000	10.2
524614	INDXTRA	TABREZ AHMED	B	218773	10.2
524614	INDXTRA	VIVEKLAKRA	B	983430	10.2
500209	INFY	BOFA SECURITIES EUROPE SA	B	599000	1512
500209	INFY	BOFA SECURITIES EUROPE SA	B	4901000	1512
500209	INFY	BOFA SECURITIES EUROPE SA	S	4901000	1512
500209	INFY	BOFA SECURITIES EUROPE SA	S	599000	1512
538422	JACKSON	MULTIPLIER SHARE & STOCK ADVISORS PRIVATE LIMITED	B	1500000	0.96
538539	JTAPARIA	NOVARATHANMAL PRAVEENKUMAR	S	89651	32.67
514322	KAMADGIRI	AARTI TILAK GOENKA	B	68203	71.5
514322	KAMADGIRI	TRITOMA HOTELS PRIVATE LIMITED	S	70000	71.51
544150	KPGEL	ANKUSH KEDIA	B	841000	207.4
544150	KPGEL	BOFA SECURITIES EUROPE SA	B	350000	209.66
544150	KPGEL	LRSD SECURITIES PRIVATE LIMITED	S	276000	200

544150	KPGEL	RAJASTHAN GLOBAL SECURITIES PRIVATE LIMITED	S	277000	200
544150	KPGEL	VIJIT GLOBAL SECURITIES PRIVATE LIMITED	B	405000	205.56
539814	LELAVOIR	PRADEEPTAKUMARSETHY	S	15	130
539814	LELAVOIR	PRADEEPTAKUMARSETHY	B	16225	128.61
505523	MAHACORP	AKSHAY RAJENDRABHAI OSWAL	S	8410190	1.23
540937	MEDICO	MULTIPLIER SHARE & STOCK ADVISORS PRIVATE LIMITED	S	466535	45.79
540937	MEDICO	MULTIPLIER SHARE & STOCK ADVISORS PRIVATE LIMITED	B	6844	46.73
539938	MIL	ATULBHAI AMRITLAL MEHTA	S	115000	46.39
539938	MIL	BLISS ENTERPRISE	B	60000	46.32
540809	MRCAGRO	BHIKAMCHAND TAPDIYA (HUF)	S	100000	11.39
540809	MRCAGRO	RAJGOPAL TAPDIYA	B	105000	11.4
542724	MURAE	MULTIPLIER SHARE & STOCK ADVISORS PRIVATE LIMITED	S	2000000	1.65
531832	NAGTECH	BHAVANI NADIMPALLI	S	117200	9.86
531832	NAGTECH	GLASTON MARIO MENEZES	B	60000	9.92
531494	NAVKAR	SIDDHANT SHIRISH SHAH	B	2000000	4.69
517554	NHCFOODS	PANNU BHANSALI	S	60000	36
517554	NHCFOODS	RAVI BHANSALI	B	60000	36.06
542206	NIVAKA	MALANI WEALTH ADVISORS PRIVATE LIMITED	B	1674581	4.14
538742	PANABYTE	NIKIT D RAMBHA	S	47805	24.39
538742	PANABYTE	RAIBEN GOVINDBHAI PATEL	B	24205	24.5
541703	RACONTEUR	ANNAYA MANAGEMENT CONSULTANCY PRIVATE LIMITED .	S	19200	23.92
543285	RCAN	MULTIPLY FINVEST PRIVATE LIMITED	S	28000	105
543285	RCAN	NIRAJ RAJNIKANT SHAH	B	98000	105
543285	RCAN	PAULOMI KETAN DOSHI	S	75000	109.4
543285	RCAN	TIRUPATI FINCORP LIMITED	B	30000	112
539435	RFSL	ANILKUMAR	B	90996	40.51
539435	RFSL	MEGHNA JIGAM GANDHI	S	20004	40.51
539435	RFSL	MULTIPLIER SHARE & STOCK ADVISORS PRIVATE LIMITED	S	52754	40.51
530025	SAMYAKINT	RAJESH KUMAR GARG	S	40100	23.46
530025	SAMYAKINT	SAMYAK JAIN	B	41760	23.46
543924	SONALIS	BEELINE BROKING LIMITED	S	10000	31.72
543274	SUUMAYA	VINOD KUMAR ARORA	S	137250	7.56
543274	SUUMAYA	VINOD KUMAR ARORA	B	56250	7.46
537582	UNISHIRE	VINAY KIRTI MEHTA	S	130000	2.13

NSE

Security Code	Security Name	Client Name	Deal	Quantity	Price
ADROITPP	Adroit Infotech Limited	MULTIPLIER SHARE & STOCK ADVISORS PRIVATE LIMITED	SELL	493426	3.85
AKSHAR	Akshar Spintex Limited	MAHADEV MANUBHAI MAKVANA	SELL	2101720	2.5
ATALREAL	Atal Realtech Limited	YELLOWSTONE VENTURES LLP	SELL	500000	15.9
DBREALTY	D B Realty Limited	PINNACLE INVESTMENTS	SELL	3000000	205.37
DEEPINDS	Deep Industries Limited	MORNING STAR PRIVATE TRUST	SELL	332375	261.5
ENSER	Enser Communications Ltd	B N RATHI SECURITIES LTD	SELL	100000	70
ENSER	Enser Communications Ltd	SANDEEP KUMAR	BUY	70000	71.26
ENSER	Enser Communications Ltd	SAROJ GUPTA	BUY	174000	72
INDSWFTLAB	Ind-Swift Labs Ltd.	EC SPECIAL SITUATIONS FUND	SELL	2100000	100.32
INDSWFTLAB	Ind-Swift Labs Ltd.	EDELWEISS INDIA SPECIAL SITUATIONS FUND II	SELL	3209400	100.25
INDSWFTLAB	Ind-Swift Labs Ltd.	EISAF II ONSHORE FUND	SELL	690600	100.27
INDSWFTLAB	Ind-Swift Labs Ltd.	WILSON HOLDINGS PRIVATE LIMITED	BUY	4945000	100.25
INFIBEAM	Infibeam Avenues Limited	ABHISHEK MAYUR DESAI	SELL	6000000	35
INFIBEAM	Infibeam Avenues Limited	SONAL DESAI	BUY	6000000	35
IPSL	Integrated Perso Ser Ltd	B.W TRADERS	BUY	40000	154.45
KTL	Kalahridhaan Trendz Ltd	ANKIT MAHENDRABHAI PARLESHA	BUY	123000	43
KTL	Kalahridhaan Trendz Ltd	NIKHIL RAJESH SINGH	BUY	111000	42.8
KTL	Kalahridhaan Trendz Ltd	SW CAPITAL PRIVATE LIMITED	SELL	276000	42.89
KDL	Kore Digital Limited	MAHESH GUPTA	SELL	23600	1253.54
MAKS	Maks Energy Sol India Ltd	INDIACREDIT RISK MANAGEMENT LLP	SELL	90000	67.25
MEDICAMEQ	Medicamen Biotech Limited	GROWEL REMEDIES LIMITED	SELL	200000	421.86
MEDICAMEQ	Medicamen Biotech Limited	SHIVALIK RASAYAN LIMITED	BUY	200000	421.86
MEDICO	Medico Remedies Limited	DEVNANI VIJAY CHANDUMAL	SELL	650000	46.41
MEDICO	Medico Remedies Limited	RAVI GOYAL (HUF)	BUY	475000	47.3
ONELIFECAP	Onelife Cap Advisors Ltd	JR SEAMLESS PRIVATE LIMITED	SELL	100000	20.85
OSIAHYPER	Osia Hyper Retail Ltd	DHIRENDRA GAUTAMKUMAR CHOPRA	SELL	1893637	32.15
PATINTLOG	Patel Integrated Logistic	VALSALAN RAJINDRA	SELL	361483	20.91
RAMASTEEL	Rama Steel Tubes Limited	L7 HITECH PRIVATE LIMITED	SELL	3800000	13.25
SADBHAV	Sadbhav Engineering Limit	STCI FINANCE LIMITED	SELL	1706775	27.98
SOTL	Savita Oil Technologies L	MEHRA SYNDICATE	SELL	2073000	408
SOTL	Savita Oil Technologies L	MEHRA SYNDICATE	SELL	2073000	408
SOTL	Savita Oil Technologies L	SBI MUTUAL FUND	BUY	2073000	408
SOTL	Savita Oil Technologies L	SBI MUTUAL FUND	BUY	2073000	408
SEJALLTD	Sejal Glass Limited	CHANDRAKANT VALLABHJI GOGRI	SELL	151931	330.55
SEJALLTD	Sejal Glass Limited	GREEN PORTFOLIO PRIVATE LIMITED	BUY	123699	330.4
SHRIRAMFIN	Shriram Finance Limited	SHRIRAM OWNERSHIP TRUST	SELL	7778000	2310
SHRIRAMFIN	Shriram Finance Limited	SHRIRAM OWNERSHIP TRUST	SELL	7778000	2310
SHRIRAMFIN	Shriram Finance Limited	SHRIRAM VALUE SERVICES LIMITED	BUY	7778000	2310
SHRIRAMFIN	Shriram Finance Limited	SHRIRAM VALUE SERVICES LIMITED	BUY	7778000	2310
SITINET	Siti Networks Limited	L&T FINANCE HOLDINGS LIMITED	SELL	6000000	0.6
SONUINFRA	Sonu Infotech Limited	NIRBHAYKUMAR JAGDISHCHANDRA THAKKAR HUF	BUY	60000	61.75
SUNDARMHLD	Sundaram Finance Hold Ltd	ARJUN RANGARAJAN	BUY	900000	191
SUNDARMHLD	Sundaram Finance Hold Ltd	SRIVATS RAM	BUY	683000	191
SUNDARMHLD	Sundaram Finance Hold Ltd	SUNDARAM FINANCE LTD	SELL	2395000	188.56
SUNDARMHLD	Sundaram Finance Hold Ltd	SUNDARAM FINANCE LTD	SELL	5556529	191
SUNDARMHLD	Sundaram Finance Hold Ltd	SUNDARAM FINANCE LTD	SELL	5556529	191
SUNDARMHLD	Sundaram Finance Hold Ltd	TRICHUR SUNDARAM SANTHANAM & FAMILY PRIVATE LIMITED .	BUY	3973529	191
SUNDARMHLD	Sundaram Finance Hold Ltd	TRICHUR SUNDARAM SANTHANAM & FAMILY PRIVATE LIMITED .	BUY	3973529	191
VAISHALI	Vaishali Pharma Limited	JAINAM BROKING LIMITED	SELL	117293	141.3
VAISHALI	Vaishali Pharma Limited	JALIYAN COMMODITY	BUY	117293	141.35

Disclosure:

Research Reports that are published by Nirmal Bang Securities Private Limited (hereinafter referred to as "NBSPL") are for private circulation only. NBSPL is a registered Research Analyst under SEBI (Research Analyst) Regulations, 2014 having Registration no. INH000001766. NBSPL is also a registered Stock Broker with National Stock Exchange of India Limited, BSE Limited, Metropolitan Stock Exchange of India Limited, Multi Commodity Exchange of India Limited and , National Commodity and Derivative Exchange Limited in Capital Market , Equity and Commodities derivatives segments and Currency Derivatives Segment .

NBSPL has other business divisions with independent research teams separated by Chinese walls, and therefore may, at times, have different or contrary views on stocks and markets.

NBSPL or its associates have not been debarred / suspended by SEBI or any other regulatory authority for accessing / dealing in securities Market since last 20 years. NBSPL, its associates or analyst or his relatives do not hold any financial interest (Except Investment) in the subject company. NBSPL or its associates or Analyst do not have any conflict or material conflict of interest at the time of publication of the research report with the subject company. NBSPL or its associates or Analyst or his relatives may or may not hold beneficial ownership of 1% or more in the subject company at the end of the month immediately preceding the date of publication of this research report.

NBSPL or its associates / analyst has not received any compensation / managed or co-managed public offering of securities of the company covered by Analyst during the past twelve months. NBSPL or its associates have not received any compensation or other benefits from the company covered by Analyst or third party in connection with the research report. Analyst has not served as an officer, director or employee of Subject Company. NBSPL / analyst has not been engaged in market making activity of the subject company.

Analyst Certification: The research analysts and authors of these reports, hereby certify that the views expressed in this research report accurately reflects my/our personal views about the subject securities, issuers, products, sectors or industries. It is also certified that no part of the compensation of the analyst(s) was, is, or will be directly or indirectly related to the inclusion of specific recommendations or views in this research. The analyst(s) principally responsible for the preparation of this research report and has taken reasonable care to achieve and maintain independence and objectivity in making any recommendations.

Disclaimer:

The Research Report is for the personal information of the authorized recipient and does not construe to be any investment, legal or taxation advice. NBSPL is not soliciting any action based upon it. Nothing in the research report shall be construed as a solicitation to buy or sell any security or product, or to engage in or refrain from engaging in any such transaction. In preparing the research report, we did not take into account the investment objectives, financial situation and particular needs of the reader.

The research report has been prepared for the general use of the clients of NBSPL and must not be copied, either in whole or in part, or distributed or redistributed to any other person in any form. If you are not the intended recipient you must not use or disclose the information in the research report in any way. Though disseminated to all the customers simultaneously, not all customers may receive the research report at the same time. NBSPL will not treat recipients as customers by virtue of their receiving the research report. The research report is not directed or intended for distribution to or use by any person or entity resident in a state, country or any jurisdiction, where such distribution, publication, availability or use would be contrary to law, regulation or which would subject NBSPL & its group companies to registration or licensing requirements within such jurisdictions.

The report is based on the information obtained from sources believed to be reliable, but we do not make any representation or warranty that it is accurate, complete or up-to-date and it should not be relied upon as such. We accept no obligation to correct or update the information or opinions in it. NBSPL or any of its affiliates or employees shall not be in any way responsible for any loss or damage that may arise to any person from any inadvertent error in the information contained in the research report. NBSPL or any of its affiliates or employees do not provide, at any time, any express or implied warranty of any kind, regarding any matter pertaining to this report, including without limitation the implied warranties of merchantability, fitness for a particular purpose, and non-infringement. The recipients of the research report should rely on their own investigations.

This information is subject to change without any prior notice. NBSPL reserves its absolute discretion and right to make or refrain from making modifications and alterations to this statement from time to time. Nevertheless, NBSPL is committed to providing independent and transparent recommendations to its clients, and would be happy to provide information in response to specific client queries.

Before making an investment decision on the basis of research report, the reader needs to consider, with or without the assistance of an adviser, whether the advice is appropriate in light of their particular investment needs, objectives and financial circumstances. There are risks involved in securities trading. The price of securities can and does fluctuate, and an individual security may even become valueless. International investors are reminded of the additional risks inherent in international investments, such as currency fluctuations and international stock market or economic conditions, which may adversely affect the value of the investment. Opinions expressed are subject to change without any notice. Neither the company nor the director or the employees of NBSPL accept any liability whatsoever for any direct, indirect, consequential or other loss arising from any use of the research report and/or further communication in relation to the research report. Here it may be noted that neither NBSPL, nor its directors, employees, agents or representatives shall be liable for any damages whether direct or indirect, incidental, special or consequential including lost revenue or lost profit that may arise from or in connection with the use of the information contained in the research report.

Copyright of this document vests exclusively with NBSPL.

Our reports are also available on our website

Registration granted by SEBI and certification from NISM in no way guarantee performance of NBSPL or provide any assurance of returns to investors.

Nirmal Bang Research (Division of Nirmal Bang Securities Pvt. Ltd.)

B-2, 301/302, Marathon Innova,
Opp. Peninsula Corporate Park
Off. Ganpatrao Kadam Marg
Lower Parel(W), Mumbai-400013
Board No. : 91 22 6723 8000/8001
Fax. : 022 6723 8010